


MONSTER® ROVE Quick Start Guide

For complete operational guidelines please refer to your user manual.

Connect Power & Charge



1. Connect the power cable to the speaker.
2. Plug the cable into a wall outlet.
3. Rove speaker will automatically begin to charge.
4. Press and hold the Power button  to turn the speaker on.

BEFORE FIRST USE: Charge the unit for **6 hours**.
When fully charged the **WHITE LED** will stay solid
When low on battery the **WHITE LED** will flash rapidly.
To Indicate battery level **Press (3 seconds)** the **POWER** button.

Manual Bluetooth Pairing




1. Activate Bluetooth function on your music device.
2. Place music device and speaker within pairing range (~3 ft).
3. Press and hold Bluetooth button  on speaker to enter pairing mode (flashing BLUE LED).
4. Connect to "Monster Rove" on your music device.
5. Speaker will automatically connect to music device (solid BLUE LED).




LED Light Functions




Turn Light ON/OFF
Press and hold the Light button  to turn LED lights on/off.

Change Color
Press the Light button  to cycle through different colors:




Change Brightness
While pressing and holding the light button , press Volume Up  to increase brightness. Press Volume Down  to decrease brightness.

EZ-SYNC Wireless Connection (Additional Speaker Sold Separately)




Transmitting speaker



Receiving speaker

Sync Together & Play Two ROVE Speakers

1. Connect music device to one speaker via Bluetooth, this will be the Transmitting speaker. (page 9 for reference)
2. Press and Hold the EZ-SYNC button  for 3 seconds on the Transmitting speakers to enter sync mode (WHITE LED next to EZ-SYNC button will flash). Transmitting speaker will automatically search for the nearest EZ-SYNC compatible speaker to connect to.
3. Both speakers are connected when EZ-SYNC light stays solid.
4. Speakers can be no further than 30ft apart for EZ-SYNC to work

ROVE

DONT MISS OUT

EXCLUSIVE DEALS
FIRMWARE UPDATES
PRODUCTS RELEASES

SUBSCRIBE

<http://mymonsteraudio.com/>